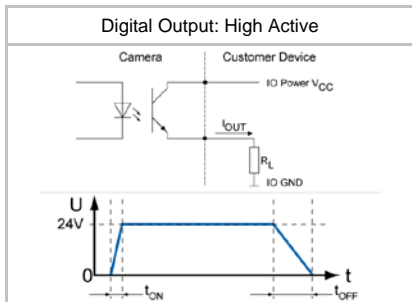
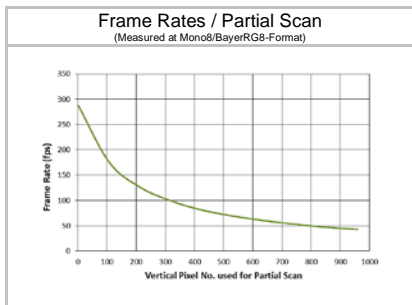
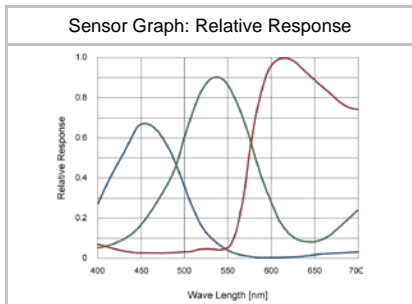
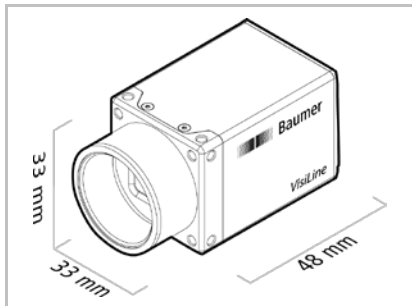


VLU-12C

Technical Data

 Art. No.
11129459


Digital Color Matrix Camera, USB 3.0

Sensor Information

Model Name	SONY ICX445
Type	1/3" progressive scan CCD, EXview HAD technology
Shutter	Global
Native Resolution	1288 x 960 pixels
Scan Area	4.83 mm x 3.60 mm
Pixel Size	3.75 μm x 3.75 μm

Data Quality

@ 20 °C, gain = 1, exposure time = 32 msec

Readout Noise (σ)	0.3 LSB @ 8 bit, 5.0 LSB @ 12 bit (typical)
Dynamic Range	58 dB (typical)

Acquisition Formats

Image Formats	Format	Resolution	Frame Rate	t_{readout}
	Full Frame	1288 x 960	42 fps	23.5 msec
Pixel Formats	Mono8, BayerRG8, BayerRG12, RGB8, BGR8, YUV411_8_UYYVYY, YUV422_8_UYVY, YUV8_UYV			
Partial Scan	True Partial Scan, Region of Interest (ROI) arbitrary			

Image Pre-Processing

Analog Controls	Exposure Time (4 μsec ... 60 sec Step Size 1 μsec) Gain (0 ... 29.5 dB), Offset (0 ... 1023 LSB 14 bit),
Gamma Correction	Gamma (0.1 ... 2 available if LUT is enabled)
LUT	Luminance (12 bit)
Color Models	RGB, YUV, Mono
Color Tolerance	...
Color Processing	Integrated color processor for high quality color calculation
Color Adjustment	White Balance (manual & one push)
Binning Horizontal	1 or 2 (true color binning)
Binning Vertical	1 or 2 (true color binning)
Image Flipping	Horizontal
Defect Pixel Correction	via Defect Pixel List with up to 511 Pixel Coordinates

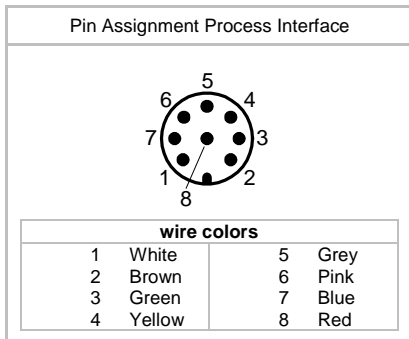
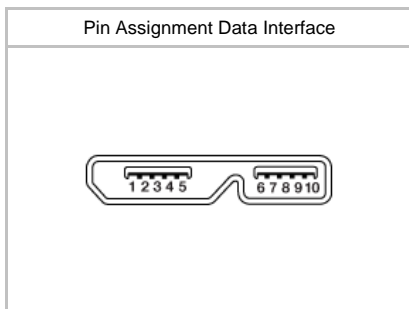
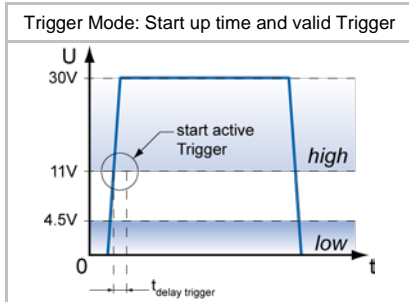
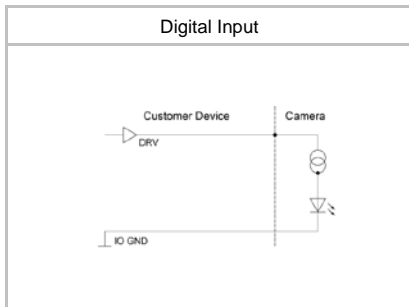
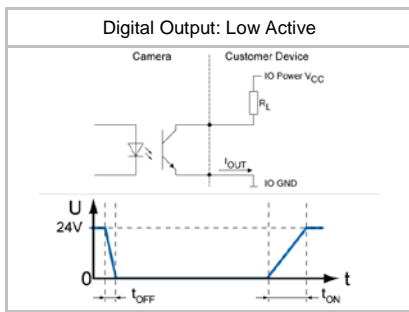
Process Synchronization

Modes	Free Running, Trigger
Free Running	Continuous or Adjustable Acquisition Frame Rate ¹ (0.01 ... 286 Hz)
Trigger Sources	Hardware, Software, All or Off
Trigger Delay	0 ... 2 sec, Tracking and buffering of up to 256 triggers
Sequencer Characteristics	up to 128 sets of parameters, up to 65536 loop passes, up to 65536 repetitions of sets of parameters, up to 65536 images per trigger event
Sequencer Parameters	Exposure Time, Gain Factor, Output Line, ROI Offset x, ROI Offset y
External Flash Sync	via Exposure Active $t_{\text{delay flash}} \leq 3 \mu\text{sec}$, $t_{\text{duration}} = t_{\text{exposure}}$

Digital I/Os

Lines	Input: Line 0, Output: Line1, Line 2, Line 3
Circuit Times	Output: $t_{\text{ON}} = \text{typ. } 3 \mu\text{sec}$ $t_{\text{OFF}} = \text{typ. } 40 \mu\text{sec}$
Output Sources	Off, ExposureActive, Line 0, Timer1 ... 3, ReadoutActive, User0 ... 2, TriggerReady, TriggerOverlapped, TriggerSkipped, Sequencer Output 0 ... 2
Line Debouncer	Low and high signal separately selectable Debouncing Time 0 ... 5 msec, Step Size: 1 μsec

¹ Max. Acquisition Frame Rate can be achieved by using the following camera settings: min. Exposure + max. Binning + ROI | min. Size Y + Mono8

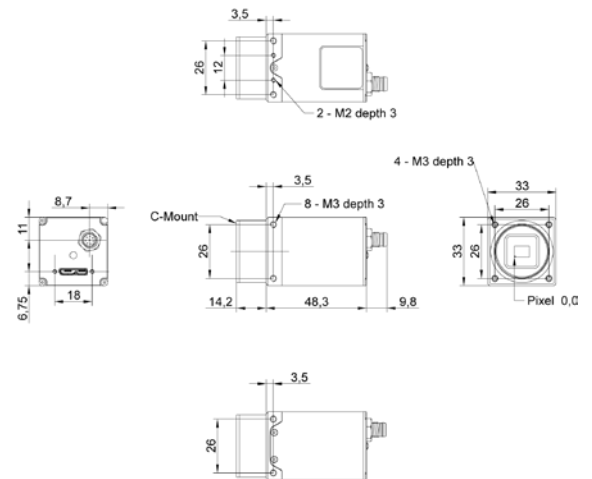


Interfaces and Connectors

Data and Power Interface	USB 3.0 Connector: Pin Assignment:	Transfer Rate 5000 Mbits/sec USB 3.0 Micro B 1 – VBUS 6 – MicB_SSTX- 2 – D- 7 – MicB_SSTX+ 3 – D+ 8 – GND_DRAIN 4 – ID 9 – MicB_SSRX- 5 – GND 10 – MicB_SSRX+
Process Interface	Connector: Assignment:	M8/8-pin (SACC-DSI-M8FS-8CONM10-L180 SH) 1 – OUT3 (Line2) 5 – IO Power VCC 2 – not connected 6 – OUT1 (Line3) 3 – IN1 (Line0) 7 – not connected 4 – IO GND 8 – OUT2 (Line1)

Mechanical Data

Housing	Zinc die casting, nickel-plated, IP40
Dimensions	



Weight	140 g (TBD)
---------------	-------------

Optical Data


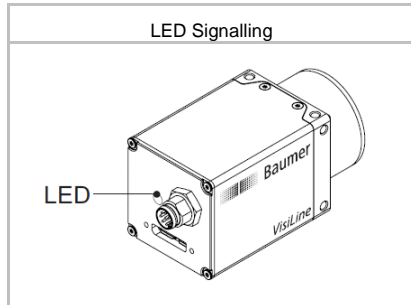
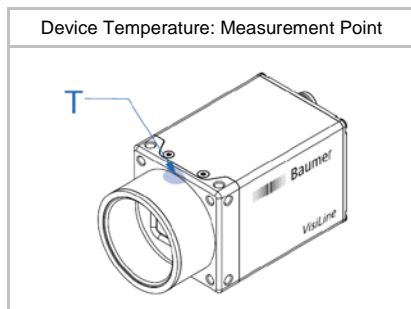
Lens Mount	C-Mount
Optical Filter	IR-Cut Filter

Electrical Data

Power Supply	bus powered via USB3.0 interface
Power Consumption	approx. 2.9 W @ 42 fps
Digital Input	$U_{IN(low)}$: 0.0 ... 4.5 VDC $U_{IN(high)}$: 11.0 ... 30.0 VDC I_{IN} : 6.0 ... 10 mA min. Impulse Length: 2.0 μ sec Trigger Delay out of treadout: 1.0 μ sec max. Trigger Delay during treadout: 25.0 μ sec
Digital Output	IO Power V_{CC} : 5 ... 30 V DC I_{OUT} : max. 50 mA

LED Signalling

LED	Green	USB3.0
	Green flash	Transmitting
	Yellow	USB2.0 (settings possible, no image)



Environmental Data

Storage Temperature	-10 °C bis +70 °C
Operating Temperature	+5°C ... +50°C
Device Temperature	T _{max} = 50 °C @ Measurement Point
Humidity	10 % ... 90 % non-condensing

Interface Data

Interface	USB3.0	5000 Mbits/sec
Image Buffer	16 Images	
USB Vendor ID / Product ID	0x2825 / 0x010D	

USB3 Vision® Features

Events Transmission via Asynchronous Message Channel	EventLost, EventDiscarded, Line0RisingEdge, Line0FallingEdge, Line1RisingEdge, Line1FallingEdge, Line2RisingEdge, Line2FallingEdge, Line3RisingEdge, Line3FallingEdge, ExposureStart, ExposureEnd, FrameStart, FrameEnd, TriggerReady, TriggerOverlapped, TriggerSkipped
Frame Counter	up to 2 ³²
Payload Size	0 ... 3.709.712 Byte
Timestamp	64 bit
USB3 Vision	v1.0

GenICam™ Features

Timer	Timer Selector: Timer 1 ... 3 TimerTriggerSource: Line0, SoftwareTrigger, ExposureStart, ExposureEnd, FrameStart, FrameEnd, TriggerSkipped, Off TimerDelay: 0 µsec ... 2 sec, Step Size: 1 µsec TimerDuration: 10 µsec ... 2 sec, Step Size: 1 µsec
User Sets	Factory Settings: UserSet0 (read only) Freely Programmable: UserSet1, UserSet2, UserSet3 Parameters: any user definable Parameter
Acquisition Abort	Delay up to 23.5 msec
SFNC Version	v2.0

Factory Settings after Start-Up

Operation Mode	Free Running
Analog Controls	Exposure Time: 4 msec, Gain: 0 dB, Offset: 0
Pixel Format	BayerRG8
Partial Scan	Off
Acquisition Frame Rate	Off
Timer	Off
Defect Pixel Correction	On
Digital Input	Line0, invert = false, trigger source = All
Digital Output	Line1, Line2, Line3, invert = false, line source = Off