


# VLG-12C

## Technical Data

 Art. No.  
11099355


### Digital Color Matrix Camera, Gigabit Ethernet

#### Sensor Information

Model Name	SONY ICX445
Type	1/3" progressive scan CCD, EXview HAD technology
Shutter	Global
Native Resolution	1288 x 960 pixels
Scan Area	4.83 mm x 3.60 mm
Pixel Size	3.75 $\mu\text{m}$ x 3.75 $\mu\text{m}$

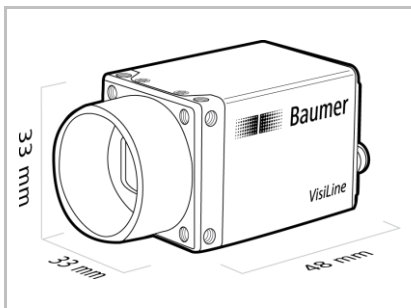
#### Data Quality

@ 20 °C, gain = 1, exposure time = 32 msec

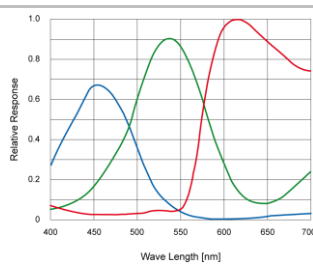
Readout Noise ( $\sigma$ )	0.3 LSB @ 8 bit, 5.0 LSB @ 12 bit (typical)
Dynamic Range	58 dB (typical)

#### Acquisition Formats

Image Formats	Format	Resolution	Frame Rate	$t_{\text{readout}}$
	Full Frame	1288 x 960	42 fps	23.8 msec
Pixel Formats	Mono8, BayerRG8, BayerRG12, RGB8Packed, BGR8Packed, YUV411Packed, YUV422Packed, YUV444Packed			
Partial Scan	True Partial Scan, Region of Interest (ROI) arbitrary			



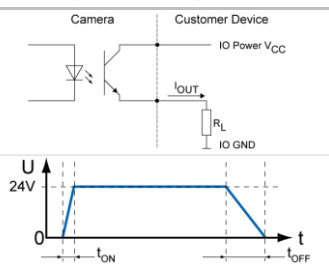
Sensor Graph: Relative Response



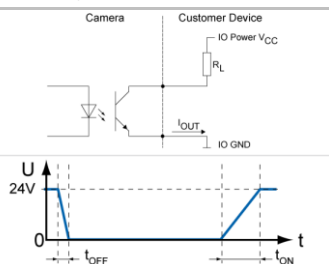
#### Image Pre-Processing

Analog Controls	Exposure Time (4 $\mu\text{sec}$ ... 60 sec   Step Size 1 $\mu\text{sec}$ ) Gain (0 ... 29 dB), Offset (0 ... 1023 LSB   14 bit),
Gamma Correction	Gamma (0.1 ... 2   available if LUT is enabled)
LUT	Luminance (12 bit)
Color Models	RGB, YUV, Mono
Color Tolerance	0.4% (typical)
Color Processing	Integrated color processor for high quality color calculation
Color Adjustment	White Balance (manual & one push)
Binning Horizontal	1 or 2 (true color binning)
Binning Vertical	1 or 2 (true color binning)
Image Flipping	Horizontal
Defect Pixel Correction	via Defect Pixel List with up to 511 Pixel Coordinates

Digital Output: High Active



Digital Output: Low Active



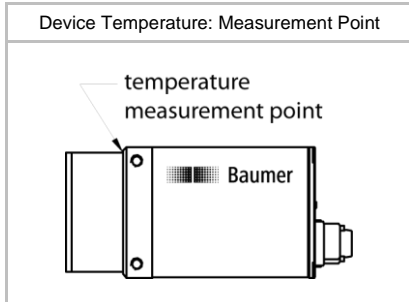
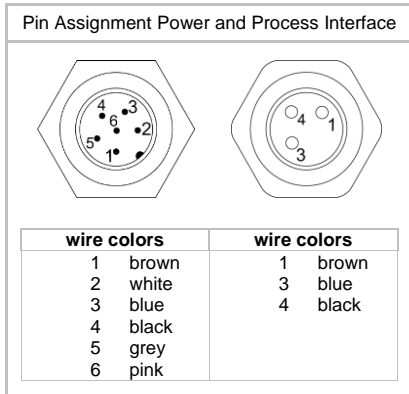
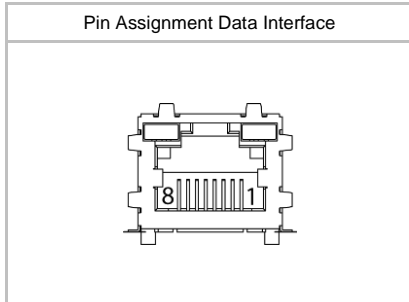
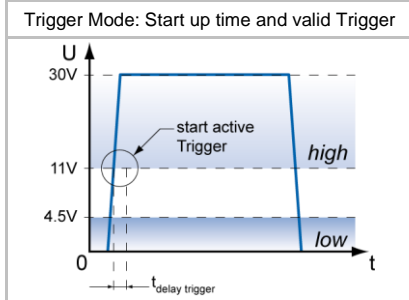
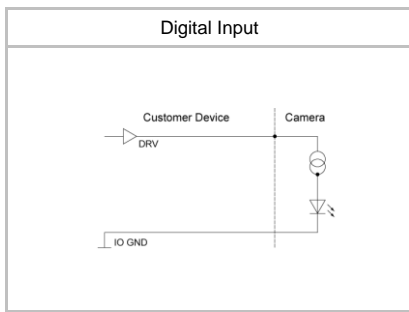
#### Process Synchronization

Modes	Free Running, Trigger
Free Running	Continuous or Adjustable Acquisition Frame Rate <sup>1</sup> (0.01 ... 286 Hz)
Trigger Sources	Hardware, Software, ActionCommand, All or Off
Trigger Delay	0 ... 2 sec, Tracking and buffering of up to 512 triggers
Sequencer Characteristics	up to 128 sets of parameters, up to 65536 loop passes, up to 65536 repetitions of sets of parameters, up to 65536 images per trigger event
Sequencer Parameters	Exposure Time, Gain Factor, Output Line, ROI Offset x, ROI Offset y
External Flash Sync	via Exposure Active $t_{\text{delay flash}} \leq 3 \mu\text{sec}$ , $t_{\text{duration}} = t_{\text{exposure}}$

#### Digital I/Os

Lines	Input: Line 0, Output: Line1, Line 2, Line 3
Circuit Times	Output: $t_{\text{ON}} = \text{typ. } 3 \mu\text{sec}$ $t_{\text{OFF}} = \text{typ. } 40 \mu\text{sec}$
Output Sources	Off, ExposureActive, Line 0, Timer1 ... 3, ReadoutActive, User0 ... 2, TriggerReady, TriggerOverlapped, TriggerSkipped, Sequencer Output 0 ... 2
Line Debouncer	Low and high signal separately selectable Debouncing Time 0 ... 5 msec, Step Size: 1 $\mu\text{sec}$

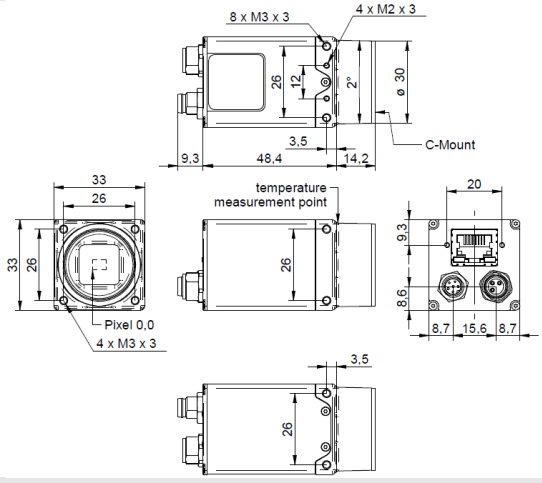
<sup>1</sup> Max. Acquisition Frame Rate can be achieved by using the following camera settings: min. Exposure + max. Binning + ROI | min. Size Y + Mono8



## Interfaces and Connectors

Data Interface	Gigabit Ethernet	Transfer Rate	1000 Mbits/sec
	Fast Ethernet	Transfer Rate	100 Mbits/sec
	Connector:	8P8C Modular Jack (RJ45) screw lock type	
	Pin Assignment:	1 – MX1+	5 – MX3-
		2 – MX1-	6 – MX2-
		3 – MX2+	7 – MX4+
		4 – MX3+	8 – MX4-
Power Interface	Connector:	SACC-DSI-M 8MS-6CON-L180 SH	
	Assignment:	1 – Power VCC	4 – OUT 1
		2 – IN1	5 – IO Power VCC
		3 – GND	6 – IO GND
Process Interface	Connector:	SACC-DSI-M8FS-3CON-M10-L180 SH	
	Assignment:	1 – not used	
		3 – OUT2	
		4 – OUT3	

## Mechanical Data


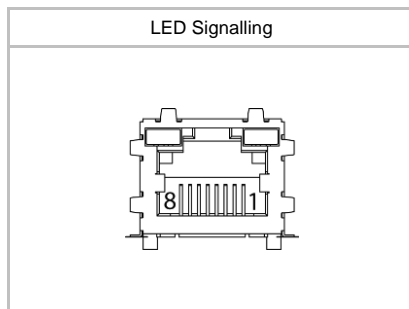
Housing	Zinc Die-Cast, IP40
Dimensions	
Weight	150 g

## Optical Data

Lens Mount	C-Mount
Optical Filter	IR-Cut Filter

## Electrical Data

Power Supply (ext.)	VCC:	12 ... 24 V DC ± 20%
	I:	148 ... 284 mA
Power over Ethernet	Class 0 device	
	VCC:	36 ... 57 V DC
	I:	80 mA @ 48 VDC
Power Consumption	approx.	3.6 W @ 12 VDC and 42 fps
	approx.	3.8 W @ 48 VDC (PoE) and 42 fps
Digital Input	$U_{IN(low)}$ :	0.0 ... 4.5 VDC
	$U_{IN(heigh)}$ :	11.0 ... 30.0 VDC
	$I_{IN}$ :	6.0 ... 10 mA
	min. Impulse Length:	2.0 µsec
	Trigger Delay out of $t_{readout}$ :	1.0 µsec
	max. Trigger Delay during $t_{readout}$ :	25.0 µsec
Digital Output	$U_{EXT}$ :	5 ... 30 V DC
	$I_{OUT}$ :	max. 50 mA



### LED Signalling

LED 1 (right)	Green	Link active
	Green flash	Receiving
LED 2 (left)	Yellow	Transmitting

### Environmental Data

Storage Temperature	-10 °C bis +70 °C
Operating Temperature	+5°C ... +50°C
Device Temperature	T <sub>max</sub> = 50 °C @ Measurement Point
Humidity	10 % ... 90 % non-condensing
Conformity	RoHs, REACH, CE

### Network Interface Data

Network Interface	Gigabit Ethernet	1000BASE-T	1000 Mbits/sec
	Fast Ethernet	100 BASE-T	100 Mbits/sec
Ethernet IP Configuration	Persistent IP, DHCP, LLA		
Packet Size	576 ... 16 KByte, Jumbo Frames supported		

### GigE Vision® Features (in compliance with GigE Vision® 1.2)

Events Transmission via Asynchronous Message Channel	PrimaryApplicationStitch, GigE VisionError, GigE VisionHeartbeatTimeOut, EventLost, EventDiscarded, Line0RisingEdge, Line0FallingEdge, Line1RisingEdge, Line1FallingEdge, Line2RisingEdge, Line2FallingEdge, Line3RisingEdge, Line3FallingEdge, ExposureStart, ExposureEnd, FrameStart, FrameEnd, TriggerReady, TriggerOverlapped, TriggerSkipped	
Frame Counter	up to 2 <sup>32</sup>	
Payload Size	4 ... 2.473.232 Byte	
Transmission Delay	0 .. 2 <sup>32</sup> -1 Ticks (1 Tick = 1 nsec)	
Timestamp	64 bit	
Packet Delay	0 .. 2 <sup>32</sup> -1 Ticks	
Packet Resend	Resend Buffer:	120 MB (30 Images)

### GeniCam™ Features (in compliance with SFNC 1.5.1)

Timer	Timer Selector: Timer 1 ... 3 TimerTriggerSource: Line0, SoftwareTrigger, CommandTrigger, ExposureStart, ExposureEnd, FrameStart, FrameEnd, TriggerSkipped, Off TimerDelay: 0 µsec ... 2 sec, Step Size: 1 µsec TimerDuration: 10 µsec ... 2 sec, Step Size: 1 µsec	
User Sets	Factory Settings:	UserSet0 (read only)
	Freely Programmable:	UserSet1, UserSet2, UserSet3
	Parameters:	any user definable Parameter
Acquisition Abort	Delay up to 23.5 msec	

### Factory Settings after Start-Up

Operation Mode	Free Running
Analog Controls	Exposure Time: 4 msec, Gain: 0 dB, Offset: 0
Pixel Format	BayerRG8
Partial Scan	Off
Acquisition Frame Rate	Off
Timer	Off
Transmission Delay	Off
Defect Pixel Correction	On
Digital Input	Line0, invert = false, trigger source = All
Digital Output	Line1, invert = false, line source = Off