

VLG-03C

Technical Data

Art. No.
11118890



Digital Color Matrix Camera, Gigabit Ethernet

Sensor Information

Model Name	CMOSIS CMV-300
Type	1/3" progressive scan CMOS
Shutter	global
Native Resolution	640 x 480 pixels
Scan Area	4.74 mm x 3.55 mm
Pixel Size	7.4 μm x 7.4 μm

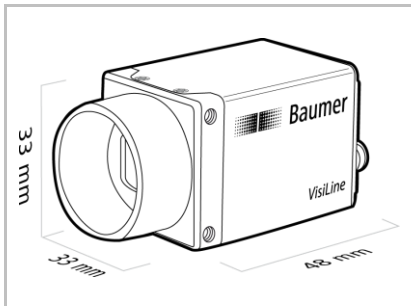
Data Quality

@ 20 °C, gain = 1, exposure time = 32 msec

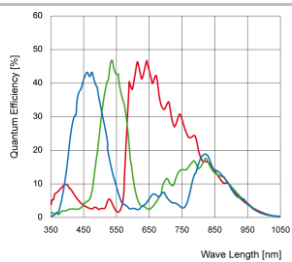
Readout Noise	$\sigma < 0.5$ LSB (8 bit) typical
Dynamic Range	typical > 56 dB

Acquisition Formats

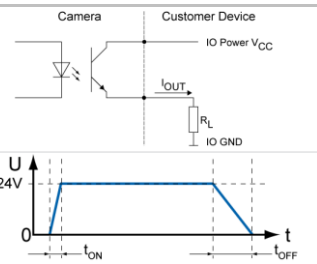
Image Formats	Format	Resolution	Frame Rate	t _{readout}
	Full Frame	640 x 480	376 fps	2.65 msec
Pixel Formats	Mono8, BayerRG8, BayerRG12, RGB8Packed, BGR8Packed, YUV411Packed, YUV422Packed, YUV444Packed			
Partial Scan	True Partial Scan, Region of Interest (ROI) arbitrary			



Sensor Graph: Relative Response



Digital Output: High Active



Digital Output: Low Active

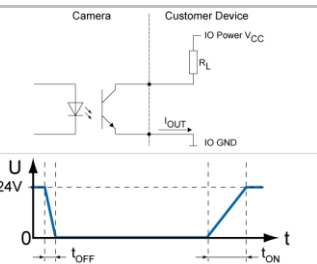


Image Pre-Processing

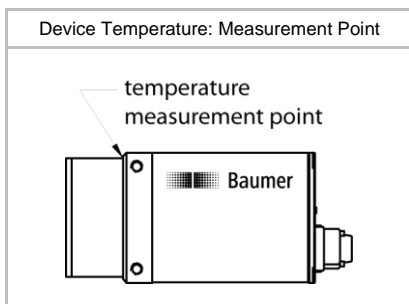
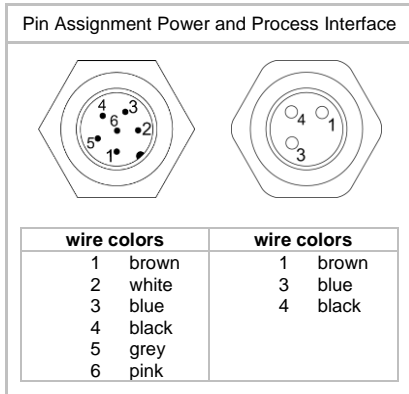
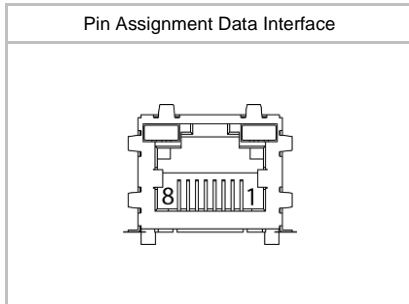
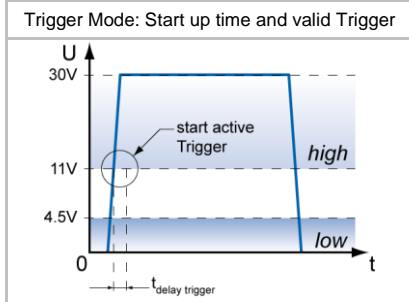
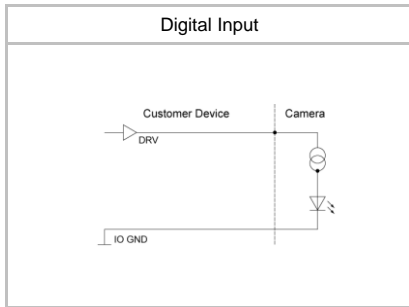

Analog Controls	Exposure Time (15 μsec ... 1 sec Step Size 1 μsec) Gain (0 ... 18 dB), Offset (0 ... 255 LSB 12 bit),
Gamma Correction	Gamma (0.1 ... 2 available if LUT is enabled)
LUT	Luminance (12 bit)
Color Models	RGB, YUV, Mono
Color Tolerance	1.0% (typical)
Color Processing	Integrated color processor for high quality color calculation
Color Adjustment	White Balance (manual & one push)
Binning Horizontal	1 or 2
Binning Vertical	1 or 2
Image Flipping	Horizontal, vertical
Defect Pixel Correction	via Defect Pixel List with up to 511 Pixel Coordinates

Process Synchronization

Modes	Free Running, Trigger
Free Running	Continuous or Adjustable Acquisition Frame Rate (0 ... 5434 Hz)
Trigger Sources	Hardware, Software, ActionCommand, All or Off
Trigger Delay	0 ... 2 sec, Tracking and buffering of up to 512 triggers
Sequencer Characteristics	up to 128 sets of parameters, up to 65536 loop passes, up to 65536 repetitions of sets of parameters, up to 65536 images per trigger event
Sequencer Parameters	Exposure Time, Gain Factor, Output Line, ROI Offset x, ROI offset y
External Flash Sync	via Exposure Active t _{delay flash} ≤ 3 μsec, t _{duration} = t _{exposure} + 18 μsec

Digital I/Os

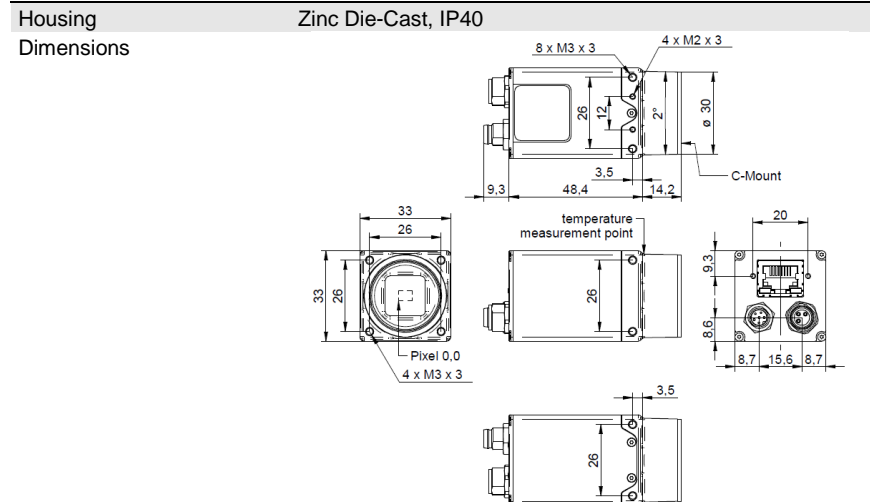
Lines	Input: Line 0, Output: Line1, Line 2, Line 3
Circuit Times	Output: t _{ON} = typ. 3 μsec t _{OFF} = typ. 40 μsec
Output Sources	Off, ExposureActive, Line 0, Timer1 ... 3, ReadoutActive, User0 ... 2, TriggerReady, TriggerOverlapped, TriggerSkipped, Sequencer Output 0 ... 2
Line Debouncer	Low and high signal separately selectable Debouncing Time 0 ... 5 msec, Step Size: 1 μsec



Interfaces and Connectors

Data Interface	Gigabit Ethernet	Transfer Rate	1000 Mbits/sec
	Fast Ethernet	Transfer Rate	100 Mbits/sec
	Connector:	8P8C Modular Jack (RJ45) screw lock type	
	Pin Assignment:	1 – MX1+	5 – MX3-
		2 – MX1-	6 – MX2-
		3 – MX2+	7 – MX4+
		4 – MX3+	8 – MX4-
Power Interface	Connector:	SACC-DSI-M 8MS-6CON-L180 SH	
	Assignment:	1 – Power VCC	4 – OUT 1
		2 – IN1	5 – IO Power VCC
		3 – GND	6 – IO GND
Process Interface	Connector:	SACC-DSI-M8FS-3CON-M10-L180 SH	
	Assignment:	1 – not used	
		3 – OUT2	
		4 – OUT3	

Mechanical Data




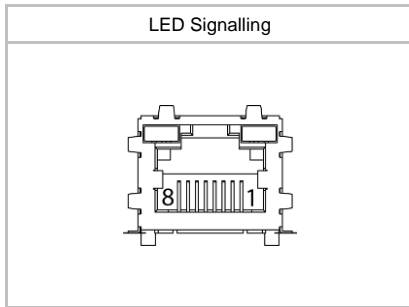

Weight	150 g
---------------	-------

Optical Data

Lens Mount	C-Mount
Optical Filter	IR-Cut Filter

Electrical Data

Power Supply (ext.)	VCC: 12 ... 24 V DC ± 20%
	I: 130 ... 250 mA
Power over Ethernet	Class 0 device
	VCC: 36 ... 57 V DC
	I: 75 mA @ 48 VDC
Power Consumption	approx. 3.0 W @ 12 VDC and 376 fps
	approx. 3.6 W @ 48 VDC (PoE) and 376 fps
Digital Input	$U_{IN(low)}$: 0.0 ... 4.5 VDC
	$U_{IN(high)}$: 11.0 ... 30.0 VDC
	I_{IN} : 6.0 ... 10 mA
	min. Impulse Length: 2.0 µsec
	Trigger Delay out of treadout: 1.0 µsec
	max. Trigger Delay during treadout: 14.0 µsec
Digital Output	U_{EXT} : 5 ... 30 V DC
	I_{OUT} : max. 50 mA



LED Signalling

LED 1 (left)	Green	Link active
	Green flash	Receiving
LED 2 (right)	Yellow	Transmitting

Environmental Data

Storage Temperature	-10 °C bis +70 °C
Operating Temperature	+5°C ... +50°C
Device Temperature	T _{max} = 50 °C @ Measurement Point
Humidity	10 % ... 90 % non-condensing
Conformity	RoHs, REACH, CE
KC Registration No. / Date	MSIP-REI-BkR-VLG-03MCS / 15.09.2017

Network Interface Data

Network Interface	Gigabit Ethernet 1000BASE-T	1000 Mbits/sec	
	Fast Ethernet	100 BASE-T	100 Mbits/sec
Ethernet IP Configuration	Persistent IP, DHCP, LLA		
Packet Size	576 ... 16 KByte, Jumbo Frames supported		

GigE Vision® Features (in compliance with GigE Vision® 1.2)

Events Transmission via Asynchronous Message Channel	PrimaryApplicationStitch, GigEVisionError, GigEVisionHeartbeatTimeOut, EventLost, EventDiscarded, Line0RisingEdge, Line0FallingEdge, Line1RisingEdge, Line1FallingEdge, Line2RisingEdge, Line2FallingEdge, Line3RisingEdge, Line3FallingEdge, ExposureStart, ExposureEnd, FrameStart, FrameEnd, TriggerReady, TriggerOverlapped, TriggerSkipped
Frame Counter	up to 2 ³²
Payload Size	4 ... 12.534.080 Byte
Transmission Delay	0 .. 2 ³² -1 Ticks (1 Tick = 32 nsec)
Timestamp	64 bit
Packet Delay	0 .. 2 ³² -1 Ticks
Packet Resend	Resend Buffer: 120 MB (10 Images)

GenICam™ Features (in compliance with SFNC 1.5.1)

Timer	Timer Selector: Timer 1 ... 3 TimerTriggerSource: Line0, SoftwareTrigger, CommandTrigger, ExposureStart, ExposureEnd, FrameStart, FrameEnd, TriggerSkipped, Off TimerDelay: 0 µsec ... 2 sec, Step Size: 1 µsec TimerDuration: 10 µsec ... 2 sec, Step Size: 1 µsec
User Sets	Factory Settings: UserSet0 (read only) Freely Programmable: UserSet1, UserSet2, UserSet3 Parameters: any user definable Parameter
Acquisition Abort	Delay up to 69 msec

Factory Settings after Start-Up

Operation Mode	Free Running
Analog Controls	Exposure Time: 4 msec, Gain: 0 dB, Offset: 0
Pixel Format	Mono8
Partial Scan	Off
Acquisition Frame Rate	Off
Timer	Off
Transmission Delay	Off
Defect Pixel Correction	On
FPN Correction	On
Digital Input	Line0, invert = false, trigger source = All
Digital Output	Line1, invert = false, line source = Off